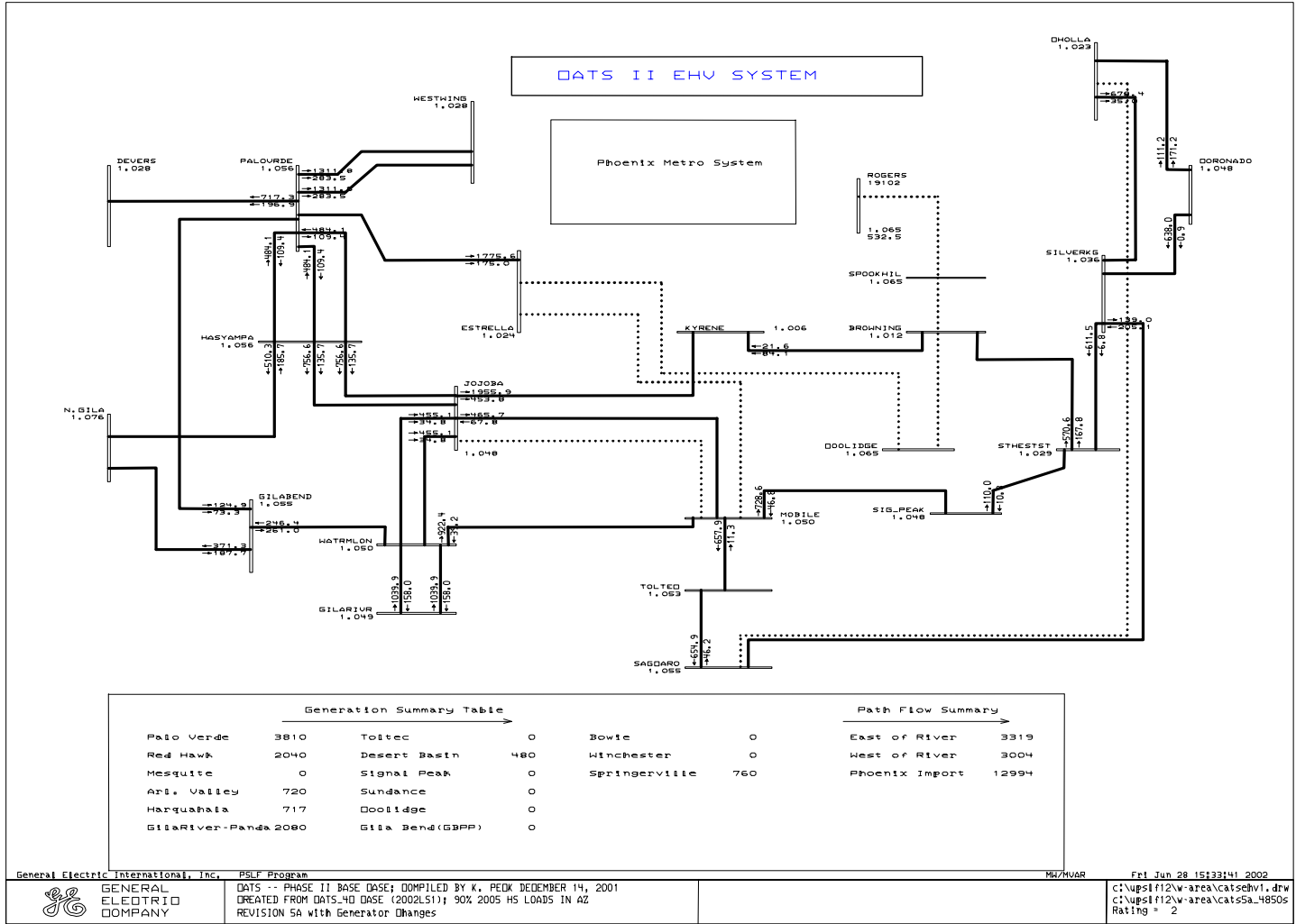


APS One-Lines



General Electric International, Inc. PSLF Program

M4/HVAR

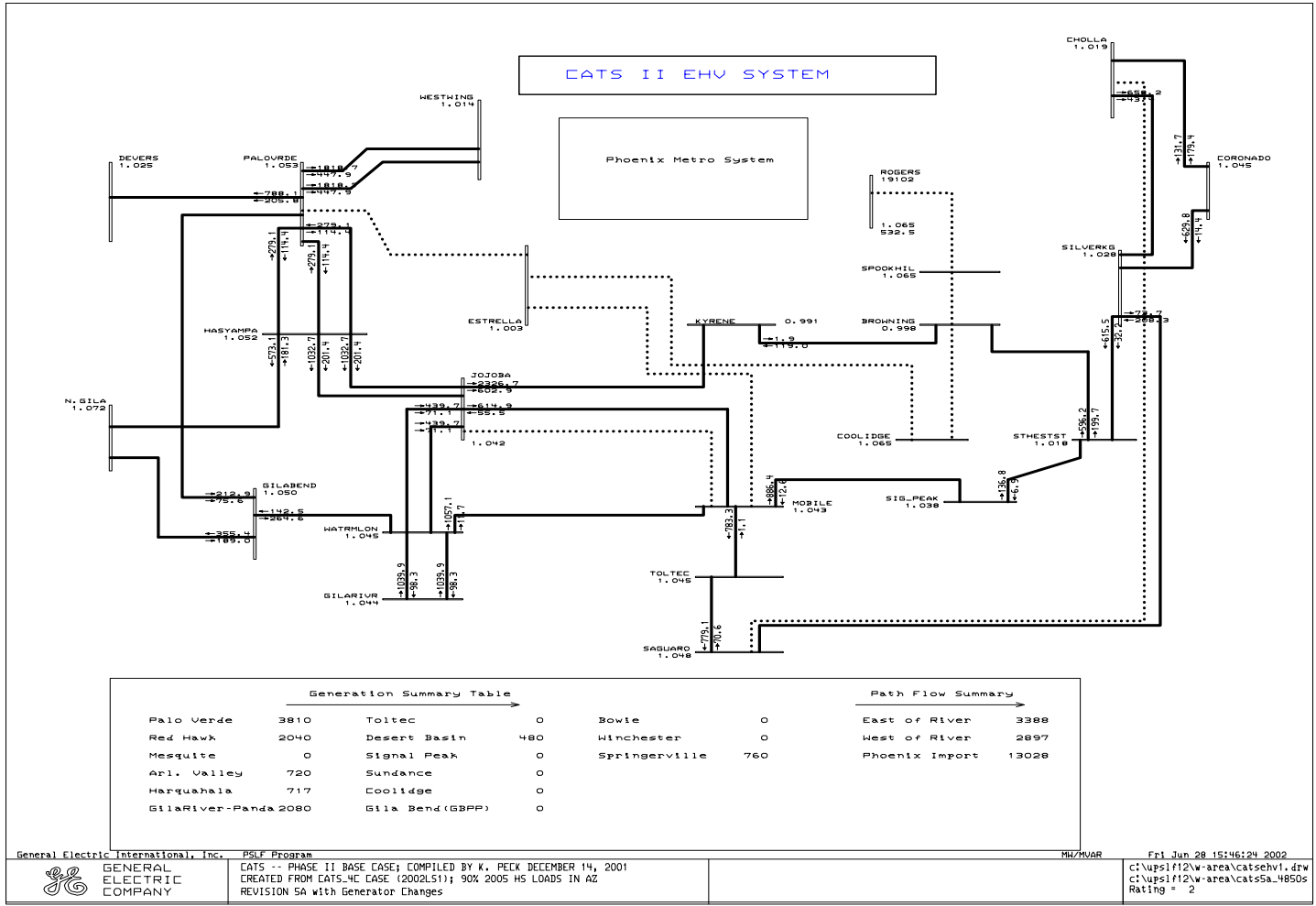
Fri Jun 28 15:33:41 2002



GENERAL ELECTRIC COMPANY

DATS -- PHASE II BASE DASE; COMPILED BY K. PECK DECEMBER 14, 2001
 CREATED FROM DATS_40 DASE (2002L51); 90% 2005 HS LOADS IN AZ
 REVISION 5A with Generator Changes

c:\ups1f12\w-area\catsethv1.drw
 c:\ups1f12\w-area\cats5a_4850s
 Rating = 2

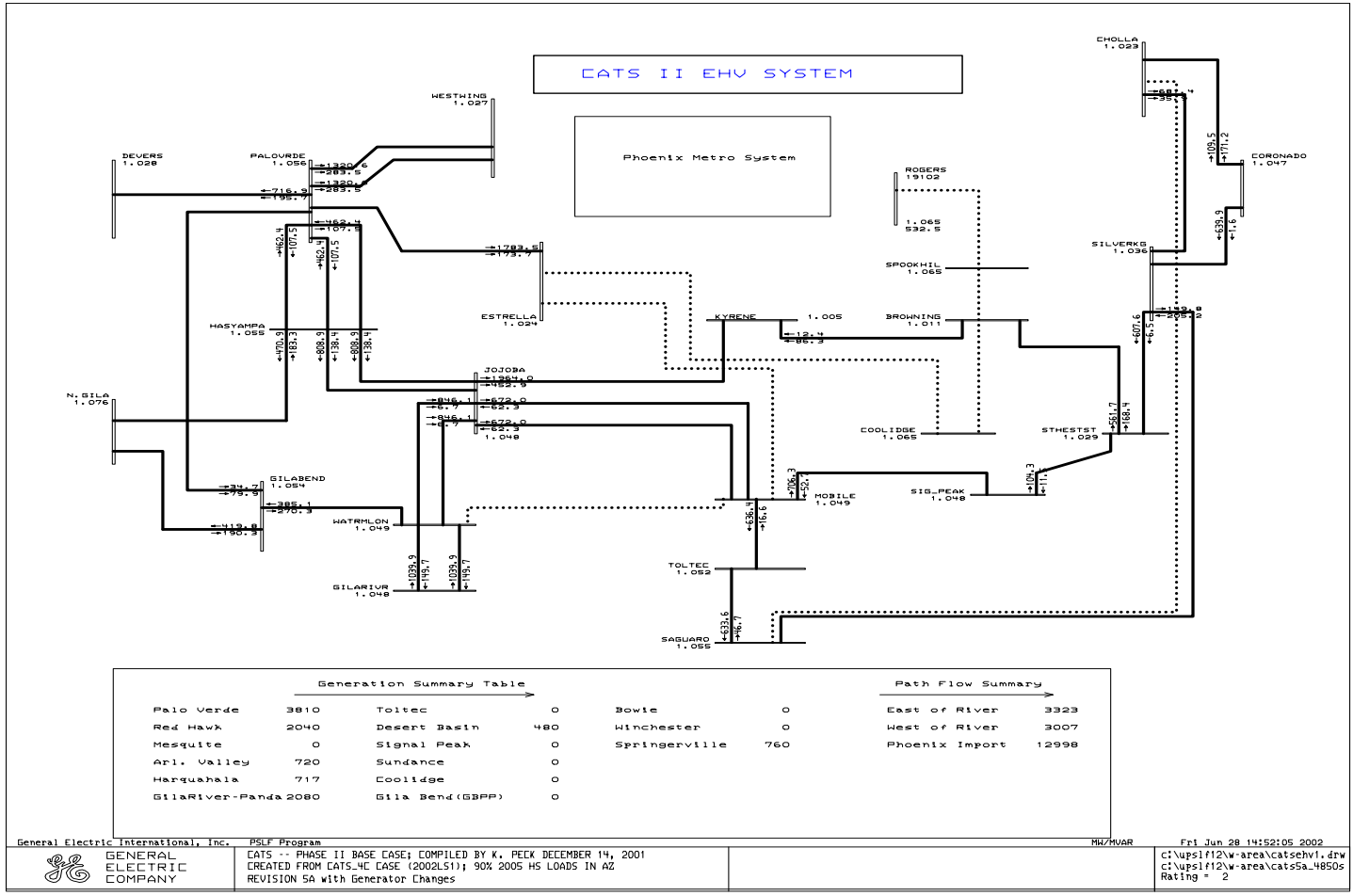


General Electric International, Inc.
 GENERAL ELECTRIC COMPANY

PSLV Program
 CATS -- PHASE II BASE CASE; COMPILED BY K. PECK DECEMBER 14, 2001
 CREATED FROM CATS_4C CASE (2002L51); 90% 2005 HS LOADS IN AZ
 REVISION 5A with Generator Changes

MH/HUBR

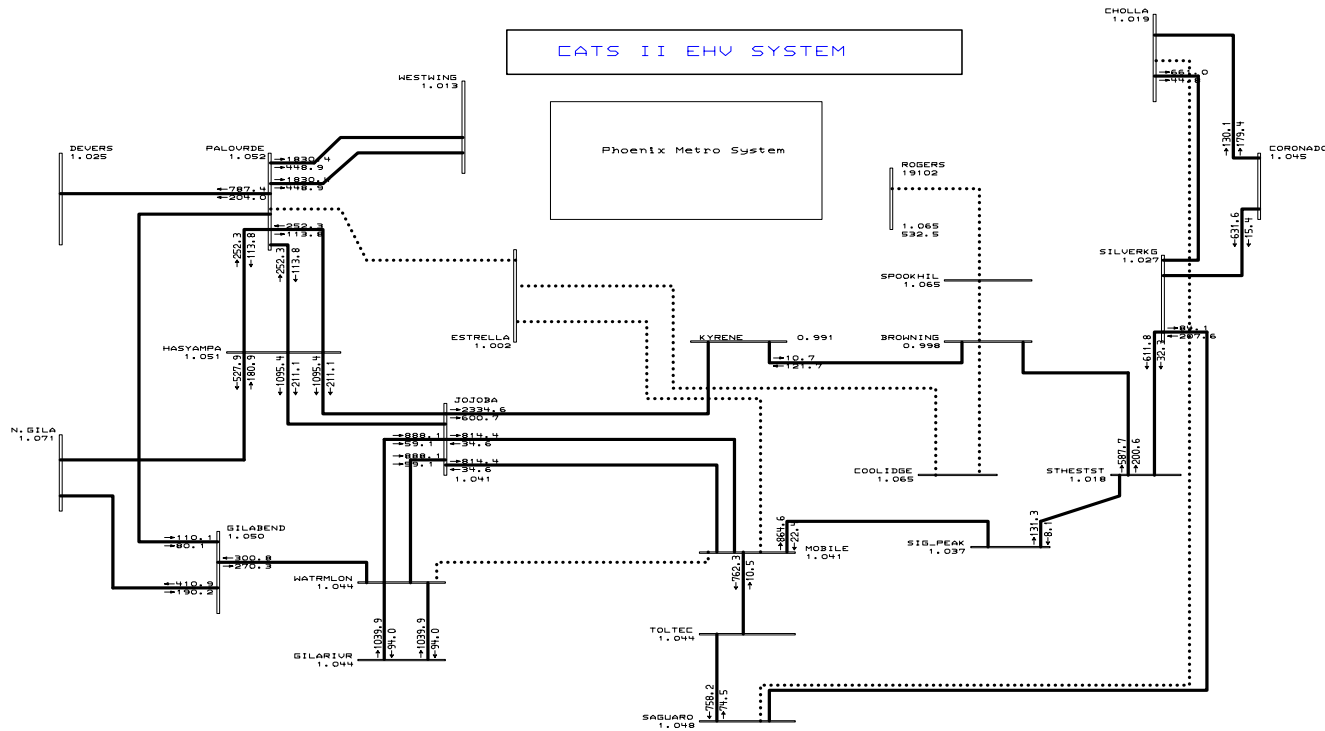
Fr1 Jun 28 15:46:24 2002
 c:\npsl\12w-area\catschwi.dwg
 c:\npsl\12w-area\cats5a_4850s
 Rating = 2



Generation Summary Table				Path Flow Summary			
Palo Verde	3810	Toltec	0	Bowie	0	East of River	3323
Red Hawk	2040	Desert Basin	480	Winchester	0	West of River	3007
Mesquite	0	Signal Peak	0	Springerville	760	Phoenix Import	12998
Arl. Valley	720	Sundance	0				
Harquahala	717	Coolidge	0				
Gila River-Panda	2080	Gila Bend (GBPP)	0				

CATS II EHV SYSTEM

Phoenix Metro System



Generation Summary Table				Path Flow Summary			
Palo Verde	3810	Toltec	0	Bowie	0	East of River	3392
Red Hawk	2040	Desert Basin	480	Winchester	0	West of River	2899
Mesquite	0	Signal Peak	0	Springerville	760	Phoenix Import	13033
Arl. Valley	720	Sundance	0				
Harquahala	717	Coolidge	0				
Gila River-Panda	2080	Gila Bend (GBPP)	0				

General Electric International, Inc.

BSLF Program

MW/HUAR

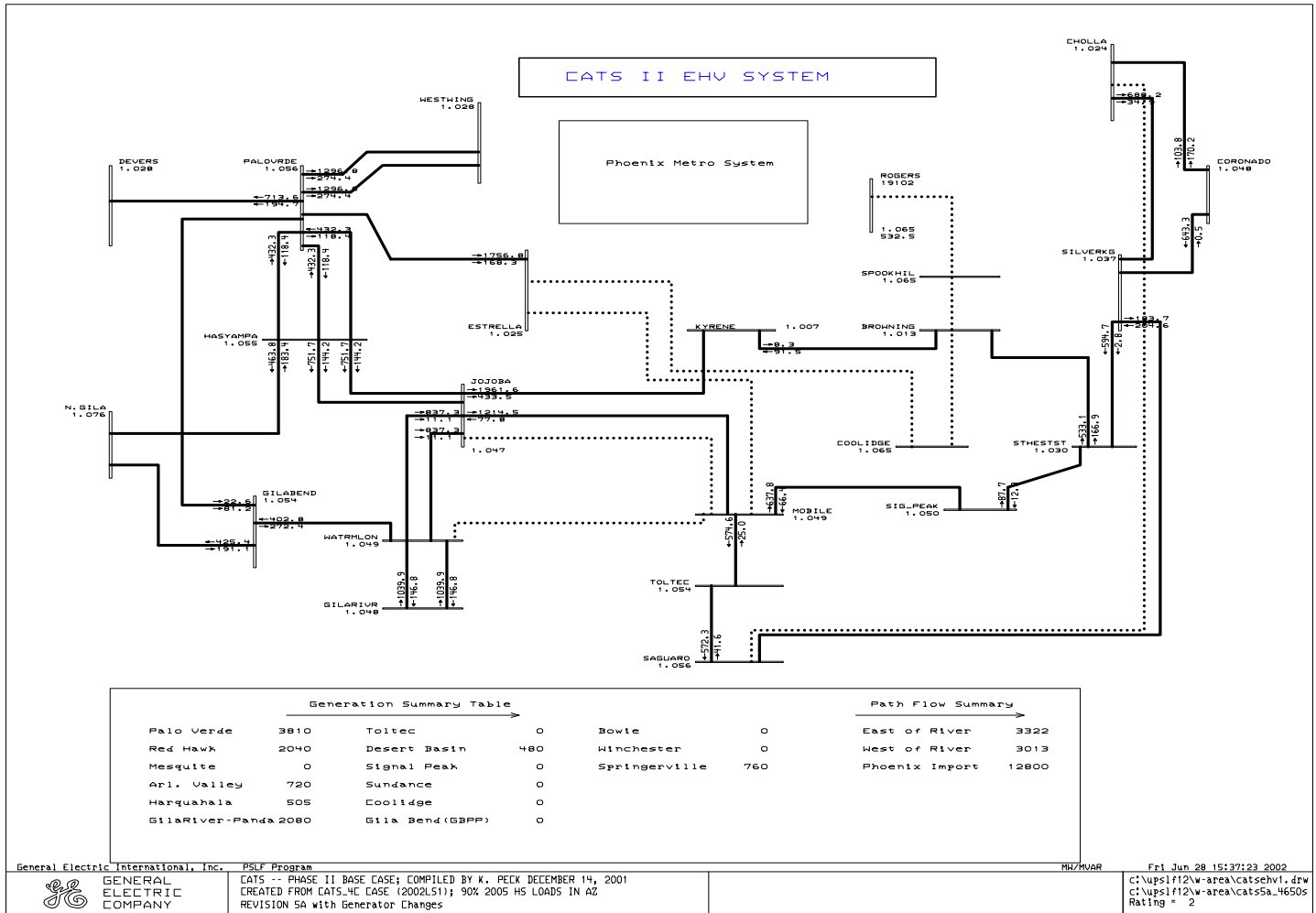
Fri Jun 28 15:43:21 2002



GENERAL
ELECTRIC
COMPANY

CATS -- PHASE II BASE CASE; COMPILED BY K. PECK DECEMBER 14, 2001
CREATED FROM CATS_4E CASE (2002LS11) 90% 2005 HS LOADS IN AZ
REVISION 5A with Generator Changes

c:\nups\112w-area\cats\ehv.dwg
c:\nups\112w-area\cats\sa_4850s
Rating = 2



Generation Summary Table				Path Flow Summary	
Palo Verde	3810	Toltec	0	Bowie	0
Red Hawk	2040	Desert Basin	480	Winchester	0
Mesquite	0	Signal Peak	0	Springerville	760
Arl. Valley	720	Sundance	0	East of River	3322
Harquahala	505	Coolidge	0	West of River	3013
GilaRiver-Panda 2080		Gila Bend (GBPP)	0	Phoenix Import	12800

